



# Discover *Your View*



[COMMUNITY GUIDES](#)

[LOCAL EVENTS](#)

[REAL ESTATE](#)

[MARKET REPORTS](#)

## San Francisco Condos | Q3 2017

McGuire Real Estate | October 27, 2017



San Francisco's condominium market was steady in the third quarter with its \$1.253 average sales price up 2 percent from the previous year. Q3 2017 also marked the 16th consecutive quarter in which San Francisco condo units have averaged more than \$1 million. Similar to the city's housing market, it was also the highest third-quarter average sales price to take place in the last 10 years.

### SAN FRANCISCO - CONDOMINIUMS

	Average Sales Price	Days on Market	Average Price Per Sq. Ft.
Q3 2017	\$1,253,710	37	\$1,069
change	-6%	9%	-1%
Q2 2017	\$1,334,704	33	\$1,077
Q3 2017	\$1,253,710	37	\$1,069
change	2%	-9%	2%
Q3 2016	\$1,232,030	40	\$1,043

However, at 508 total units sold this quarter, San Francisco experienced an 11 percent drop in year-over-year sales volume. This tighter inventory also led to units selling at a slightly quicker pace, spending an average of 37 DOM prior to close.

Never Miss a Post!

SUBSCRIBE BY EMAIL

### Popular Posts

The 9 Most Affordable Neighborhoods Outside San Francisco

The Top 10 Neighborhoods to Trick-or-Treat in San Francisco this Halloween

The 20 Essential Farm-to-Table Restaurants in Sonoma County

20 Family-Friendly Halloween Events in the Bay Area


24 Bay Area Dates That Don't Involve Dinner | San Francisco, Oakland, Sausalito + Berkeley

Neighborhood	Q3 2017	Q3 2016	change
Presidio Heights	\$1,900,000	\$2,965,000	-36%
Jordan Lake/Laurel Hghts	\$1,875,000	\$3,600,000	-48%
Cow Hollow	\$1,776,429	\$1,605,000	11%
Marina	\$1,731,400	\$1,491,116	16%
Nob Hill	\$1,720,900	\$1,463,692	18%
Corona Heights	\$1,696,429	\$1,117,778	52%
Financial District	\$1,632,025	\$1,592,800	2%
Noe Valley	\$1,563,692	\$1,388,712	13%
Russian Hill	\$1,479,206	\$1,793,533	-18%
Eureka Valley/Dolores Hghts	\$1,461,313	\$1,352,006	8%

Search San Francisco Bay Area Properties

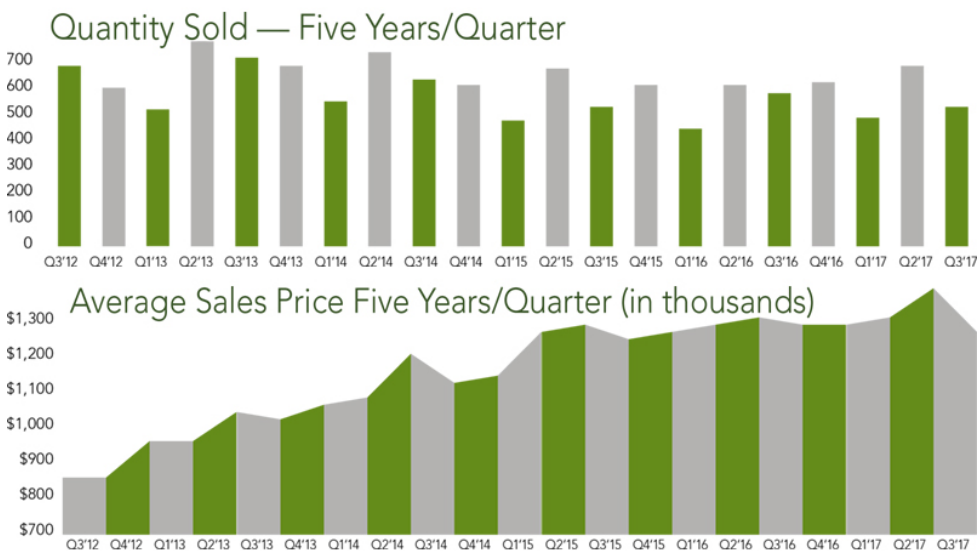
 to 


Follow [mcguire\\_re](#) on Instagram



### AVERAGE SALES PRICE BY NEIGHBORHOOD – THE TOP 10

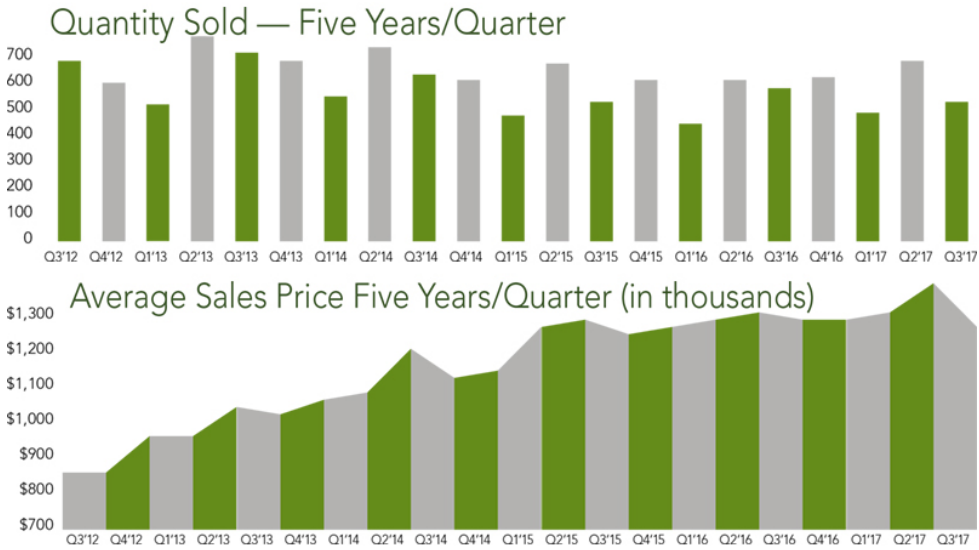
A \$7.1-million condo sale in Nob Hill helped boost the neighborhood's average sales price to \$1.72 million, an 18 percent increase from Q3 2016. Corona Heights experienced the largest year-over-year gain in average sales price at 52 percent, while Presidio Heights' \$1.9 million average topped the Q3 list.



### SALES PRICE CHANGE

Those who required no price change in Q3 took home an additional 7 percent on top of initial listing price. While other sellers who may have tested the market too high,

ended up losing 7 percent from their initial asking price.



[DOWNLOAD THE MCGUIRE QUARTERLY REPORT.](#)

FOR Q3 2017 UPDATES ON EACH COUNTY, VISIT  
[McGUIRE.COM/QUARTERLY\\_REPORT](http://McGUIRE.COM/QUARTERLY_REPORT).

Category [Market Reports](#), [Market Trends](#), [Quarterly Report](#)

Tags [Q3 2017](#), [San Francisco Q3 2017](#)



McGuire Real Estate

More posts by [McGuire Real Estate](#)

0 Comments

[Discover Your View Blog](#)

[Login](#) 1

Recommend

Share

[Sort by Best](#)



Start the discussion...

LOG IN WITH

OR SIGN UP WITH DISQUS

Name

Be the first to comment.

ALSO ON DISCOVER YOUR VIEW BLOG

[The Ultimate Guide to Festival Napa Valley](#)

[27 Outstanding Local Charities in the San Francisco Bay Area](#)

[PREVIOUS POST](#)

[NEXT POST](#)

## You May Also Like

San Francisco's market for single-family homes maintained its strong and steady status throughout the third quarter, with an average sales price that continues

The third quarter of the year tends to bring some of the slower months in terms of market activity for the Bay Area. While some of this is due to seasonal traveling, it's

to grow and the trend of homes selling for way over asking that just won't seem to go away. The city's average sales price, at \$1.655 million, was up 3 percent from last year's \$1.607 million...

San Francisco Homes | Q3 2017

October 27, 2017

[READ POST](#)

also a common Bay Area trend that those choosing to relocate to a highly desired school district or kid-friendly neighborhood, make the move ahead of time in the spring. Naturally, this results...

Letter From the CEO | Q3 2017

October 27, 2017

[READ POST](#)